



Applying Drawing in Teaching Children English

Presented By: 顏楸萍 陳聖偉

Table of Content

01

RESEARCH MOTIVATIONS

02

RESEARCH PURPOSE

03

RESEARCH CHALLENGES

04

RESEARCH SOLUTIONS

05

LESSON PLAN

06


REFLECTION



Research Motivation

Research Motivations


- ➔ **Modern students are lack of interests in learning English.**
- ➔ **Inefficiency of learning English.**
- ➔ **If we teach student English by story books, how well it will do compared to normal ways.**



Research Purpose

Research Purpose

→ **To research the effectiveness of using story book teaching method.**



Research Challenges

Research Challenges

- ➔ **Students might not be interested.**
- ➔ **Students not able to fully understand the words.**
- ➔ **Students not paying attention to the story.**



Research Solutions

Research Solutions

- ➔ **Use something related to their life to draw their attention.**
- ➔ **Add some explanation to certain words to let them know better.**
- ➔ **Giving students treats if they answer our questions.**

The image features a light pink background with a repeating pattern of stylized flowers in green, yellow, orange, and red. A central red rounded rectangle contains the text "Lesson Plan" in a white, decorative, serif font. The flowers are scattered across the background, with some partially obscured by the red box.

Lesson Plan

Lesson Plan

- ➔ **Start with asking students questions related to our story.**
- ➔ **Translate some complex vocabularies.**
- ➔ **Quick answer.**
- ➔ **Drawing section.**
- ➔ **Rank their drawings based on how well they drawn.**



Story book

Story book




Where is the bear?

Is bear in the drawer?

Is bear on the shelf?



Where is the bear?
I saw him somewhere,
but where is the bear?



Reflection

Our Teaching





Reference

<http://ntcuir.ntcu.edu.tw/bitstream/987654321/12190/2/29937.pdf>



THANK
YOU